


## P200A 200mm semi-automatic probe station

The P200A probe station is the most stable, intuitive, and versatile 200mm semi-automatic analytical probe station available today. Designed for low current, sub-micron positioning applications, the P200A comes standard with features such as single-point ground, dry/dark environment, and integrated thermal chuck plumbing. Built for reliability as well as precision, the P200A features closed-loop operation with massive stage and platen drives, a robust chuck mount and a harmonic theta drive.

The P200A uses netProbe™, Micromanipulator's revolutionary prober control software. Navigator, Inter-active Video, Memory List, Wafer Map and Setup modules provide full functionality with a wealth of high level features including Video Positioning and Snap Alignment, Die to Die and In-Die stepping, and a full library of prober interfaces for popular parametric test programs.

Joystick control allows for easy and quick operation when programmability is not required. The joystick intuitively operates the station stage, platen (Z), and theta as well as the microscope X-Y and Z drives locally to the probe station hardware.

The P200A is the station of choice for a high performance, full capability 200 mm semi-automatic probe station.



# Micromanipulator

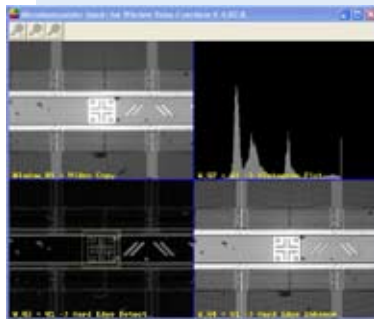
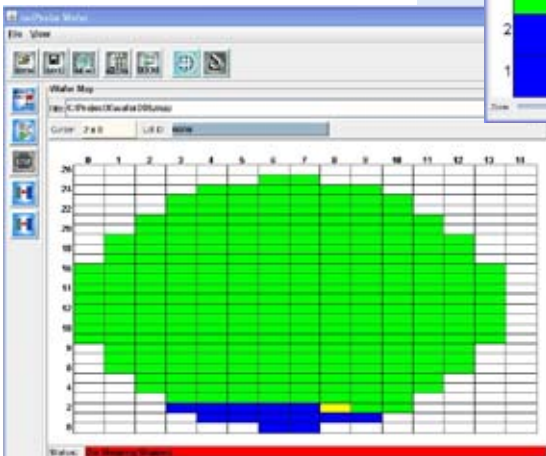
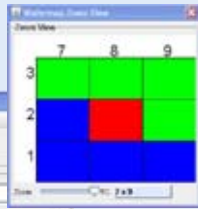
1555 Forrest Way  
Carson City, NV 89706

TF : 800.654.5659

PH : 775.882.2400

FX : 775.882.7694

[www.micromanipulator.com](http://www.micromanipulator.com) • [info@micromanipulator.com](mailto:info@micromanipulator.com)



### P200A Control Features and Software Modules:

- **Navigator** module: Provides complete inter-active navigation control of stage, platen, theta and microscope.
- **Wafer Map** module provides the wafer map programming and step and repeat functions. Complete edit functions for the map are provided including choice of coordinate orientation. Stepping through the Wafer Map may be triggered by software or an external trigger pulse. For small die, a Zoom Window is provided which shows the die immediately adjacent to the current location.
- **Memory** module: Store locations by coordinates or by find and save function. The Memory List allows movement to a location with a simple click or programmability to step through all listed locations. Coordinate Memory List stepping programs with Wafer Map to provide Die + In-Die stepping capability.
- **The Pattern Recognition** function recognizes a sample pattern and aligns to it after each programmed move. Using advanced edge sensing, the module is not “fooled” by contrast alterations or even full light / dark reversals.
- **Local control** of the station and microscope X-Y-Z and Theta is provided by a high resolution joystick. The joystick features high / low speed selection, linear or log acceleration selection and a lock-out function to prevent movement by accidental knocks during a long term test.

### Station specifications:

- **0.1 micron resolution** stage, platen, and microscope drive: Supports probing of the smallest targets
- **Stage** 200 x 200mm (X-Y), x 37mm (Z - platen) drive range: Supports wafers / samples up to 200mm
- **Microscope** 100 x 100mm (X-Y), x 200mm (Z) drive range: Supports large die and multi-site probe cards
- **Stainless steel platen** with 4-point platen leadscrew drive: Supports both magnetic and vacuum base manipulators. The proprietary design of the P200A platen prevents excessive probe movement during large thermal chuck excursions
- **Integrated dry/dark enclosure:** Provides EMF shield and enclosure for low temperature chuck dryness
- **Vacuum quick disconnect and Triaxial strain relief** brackets: Provide convenient, strain relieved connections.

### Full range of accessories and options available including:

Probe card holders, Light Tight Enclosures, Thermal Chucks, Video accessories, Manual/Motorized manipulators.